



# Club Health Assessment for District 31 L through October 2025

			Status	Membership						Reports				Finance	LCIF	
Club Number	Club Name	Charter Date	Times in Status Quo in Past 2 Years	Current Member Count **	YTD Members Added	YTD Members Dropped	YTD Net Growth% ***	Member Count 1 Year Ago	Dropped Members Avg.Length of Service	Months Since Membership Update	Current Officers Reported ****	Current President Repeated Term	VP Reported *****	Last Date Reported Service (mm/yyyy)	Account Balance	YTD Donations
Clubs more than two years old																
11309	ANDREWS	09/13/1951	Active	26	1	3	-7.14%	28	21	0	Y		N	06/2025		
47410	ASHEVILLE GREATER	06/16/1987	Active	19	2	0	11.76%	15		1	Y	9	N	05/2021		
11355	BALLS CREEK	12/14/1956	Active(1)	10	0	0	0.00%	10		21	N	None				
11314	BLACK MOUNTAIN	12/17/1935	Active	13	0	1	-7.14%	15	3	3	Y		N	05/2019		
Exc Award (06/30/2017)																
88381	BLACK MOUNTAIN MCCUNE	05/23/2005	Active	42	3	2	2.44%	43	1	0	Y	4	R	07/2025	90+ Days	
11315	BREVARD	09/15/1938	Active	15	0	0	0.00%	15		17	Y		R	06/2025		
50447	BREVARD DAVIDSON RIVER	04/19/1990	Active	7	0	0	0.00%	7		6	Y	5	R	04/2019		
11317	CANDLER	10/28/1946	Active	26	0	0	0.00%	26		1	N	None				
11318	CANTON	08/24/1938	Active	28	1	0	3.70%	31		3	N	None		12/2023	90+ Days	
Exc Award (06/30/2017)																
11415	CHASE	03/22/1971	Active	10	3	1	25.00%	8	8	1	Y	3	R	04/2022		
11361	CLAREMONT	05/11/1949	Active	16	1	0	6.67%	15		0	Y		N	08/2025		\$679.83
11321	CLAY COUNTY	05/10/1938	Active	6	0	0	0.00%	6		13	Y	3		07/2023		
11412	EAST GASTONIA	04/12/1957	Active	7	0	0	0.00%	7		2	N	None		03/2015	90+ Days	
117191	EDNEYVILLE COMMUNITY	06/18/2012	Active(1)	4	0	0	0.00%	8		10	N	None		01/2020	90+ Days	
11325	ERWIN DISTRICT	03/17/1956	Active	34	2	3	-2.86%	33	5	1	Y		N	10/2025		
11326	ETOWAH	01/20/1954	Active	18	0	1	-5.26%	24	12	3	Y	2	R	10/2025		
Exc Award (06/30/2023, 06/30/2024)																
11330	FRANKLIN	06/23/1939	Active	24	0	0	0.00%	22		3	Y		R	09/2025		
11416	Gastonia	02/14/1923	Active	7	0	0	0.00%	7		5	Y		R	08/2025		\$200.00
11365	GRANITE FALLS	08/23/1937	Active	10	0	0	0.00%	12		6	Y	13	R	11/2023		
11333	HENDERSONVILLE	12/22/1938	Active	34	0	1	-2.86%	38	49	2	Y		R	09/2025		
11335	HOT SPRINGS	03/19/1957	Active	18	0	4	-18.18%	22	10	0	Y			10/2023		
11369	HUDSON	06/24/1949	Active	10	0	0	0.00%	14		7	N	None		08/2015	90+ Days	
36704	LAKE LURE	03/26/1979	Active	34	11	1	41.67%	26	1	0	Y		N	10/2025		
11424	LINCOLNTON	12/14/1950	Active(1)	12	1	1	0.00%	13	0	0	Y	3	R	09/2025		



# Club Health Assessment for District 31 L through October 2025


			Status	Membership						Reports					Finance	LCIF
Club Number	Club Name	Charter Date	Times in Status Quo in Past 2 Years	Current Member Count **	YTD Members Added	YTD Members Dropped	YTD Net Growth% ***	Member Count 1 Year Ago	Dropped Members Avg.Length of Service	Months Since Membership Update	Current Officers Reported ****	Current President Repeated Term	VP Reported *****	Last Date Reported Service (mm/yyyy)	Account Balance	YTD Donations
11371	LONG VIEW	05/09/1950	Active	19	1	0	5.56%	17		3	Y	2	R	10/2025		
Exc Award (06/30/2023, 06/30/2025)																
11374	MARION	11/19/1953	Active	13	0	0	0.00%	13		18	N	None		04/2019		
110774	MILLS RIVER	04/19/2011	Active	10	0	0	0.00%	10		2	Y	4	R	04/2024		
11427	MOUNT HOLLY	06/04/1935	Active	3	0	0	0.00%	3		13	N	None		03/2023		
11378	NEWTON	09/25/1944	Active	7	0	0	0.00%	7		25	N	None		10/2011		
11342	PISGAH FOREST	11/07/1968	Active	9	0	0	0.00%	11		4	Y	6	R	10/2025		
11380	RUTHERFORD COLLEGE	03/14/1955	Active	23	1	0	4.55%	18		1	Y	3	N	09/2025		
11432	RUTHERFORDTON	10/11/1954	Active	9	1	8	-43.75%	14	4	0	Y			08/2025		
11381	SAINT STEPHENS	04/26/1951	Active	14	0	1	-6.67%	11	1	1	Y	4		10/2023		
62795	SAND HILL	02/17/2000	Active	9	0	0	0.00%	6		5	Y		N	11/2023		
Exc Award (06/30/2017)																
11433	SHELBY	08/28/1929	Active	11	0	0	0.00%	13		7	N	None		06/2015		
11383	SHERRILLS FORD	09/03/1957	Active	9	0	3	-25.00%	19	2	0	Y			10/2025		
Exc Award (06/30/2023, 06/30/2024)																
11386	SPRUCE PINE	11/29/1950	Active	14	0	0	0.00%	16		5	N	None		06/2024		
11345	SWANNANOVA VALLEY L C	03/24/1970	Active	9	5	0	125.00%	4		0	Y	7		09/2025		
11391	VALDESE	11/09/1936	Active	8	0	1	-11.11%	9	3	3	Y			09/2025		
11348	VALLEY SPRINGS	10/18/1954	Active	1	0	1	-50.00%	2	2	1	N	6		05/2018		
11351	WEAVERVILLE	03/25/1949	Active	21	0	0	0.00%	21		13	N	None		10/2023		
82296	WEST HICKORY VIP	05/12/2004	Active	17	0	0	0.00%	22		4	Y		IP	10/2023		

Clubs Cancelled Previous Fiscal Year – Clubs Cancelled within last 12 months may be reinstated

Club Number	Club Name	Charter Date	Current Status*	Cancellation Date
11322	CLYDE	04/20/1949	Cancelled(6*)	03/29/2025
11362	CONOVER	08/10/1938	Cancelled(8*)	04/29/2025
11337	MARS HILL	12/16/1968	Cancelled(8*)	06/29/2025
11350	WAYNESVILLE	09/06/1938	Cancelled(8*)	06/29/2025



# Club Health Assessment for District 31 L through October 2025

<div>International Club of Professional Golfers</div>						Status		Membership					Reports				Finance		LCIF
						Times in Status Quo in Past 2 Years		Current Member Count **	YTD Members Added	YTD Members Dropped	YTD Net Growth***	Member Count 1 Year Ago	Dropped Members Avg.Length of Service	Months Since Membership Update	Current Officers Reported ****	Current President Repeated Term	VP Reported *****	Last Date Reported Service (mm/yyyy)	Account Balance
Club Number	Club Name		Charter Date																
Current Total Clubs Count	YTD New Clubs Count	YTD Cancelled Clubs Count	YTD Net Club Gain	Current Total Members Count	YTD Add	YTD Drop	YTD Net Growth	YTD Net Growth %	Member Count 12 Months Ago	Average Member Count Per Club	% of Clubs with less than 20 members	% No Officer Report in 12 Months	% of Clubs with balance 90+ days	Number of Clubs in Status Quo	% Status Quo Clubs in Financial Suspension	Number of Cancelled Clubs	Average Cancelled Club Age	Members Lost Due to Cancellation	% of Clubs Cancelled for Non-Financial Reasons
42	0	0	0	636	33	32	1	0.16%	661	15	76%	26%	12%	0	0%	0	0	0	0%

\* - P - Priority Club. Cancellation Reasons: 1-Objectives/conduct, 2-Non-active club, 5-Non-existing club, 6-Disbanding, 7-Merger, 8-Financial Suspension, 9-District/Multiple District Dues.

\*\* Red denotes below 15 active members.

\*\*\* Red denotes 20% + loss.

\*\*\*\* Y - all 3 (President, Secretary, Treasurer) club officers reported, N - not all 3 reported.

\*\*\*\*\* Abbreviation: N-New, IP-Immediate Past, R-Repeat.



# Club Health Assessment for District 31 I through October 2025

			Status	Membership					Reports					Finance	LCIF	
Club Number	Club Name	Charter Date	Times in Status Quo in Past 2 Years	Current Member Count **	YTD Members Added	YTD Members Dropped	YTD Net Growth% ***	Member Count 1 Year Ago	Dropped Members Avg.Length of Service	Months Since Membership Update	Current Officers Reported ****	Current President Repeated Term	VP Reported *****	Last Date Reported Service (mm/yyyy)	Account Balance	YTD Donations
Clubs more than two years old																
11357	BETHLEHEM	12/10/1964	Active	40	0	0	0.00%	45		4	Y		N	08/2025		
Exc Award (06/30/2018, 06/30/2022, 06/30/2024)																
11358	BOONE	11/20/1936	Active	17	0	0	0.00%	18		1	Y	2	R	10/2025		\$300.00
11399	CHARLOTTE CENTRAL	10/20/1922	Active	7	0	0	0.00%	6		5	Y	6				
11403	CHARLOTTE SOUTHERN	03/22/1957	Active	15	1	2	-6.25%	15	23	0	Y		N	09/2025		
11501	CLEVELAND	06/02/1949	Active	25	1	0	4.17%	24		1	Y	2	R	08/2025		\$455.00
Exc Award (06/30/2016, 06/30/2017, 06/30/2018)																
11502	CONCORD	05/19/1932	Active	28	1	0	3.70%	26		1	Y		N	04/2025		
Exc Award (06/30/2022)																
61396	CRESTON RIVERVIEW	01/11/1999	Active	14	1	1	0.00%	11	1	0	Y	7	R			
11410	DAVIDSON	06/29/1945	Active	21	0	0	0.00%	21		16	N	None		01/2018		
11504	DAVIS TOWNSEND	04/06/1951	Active	15	0	0	0.00%	16		5	Y		N	05/2025		\$200.00
11505	DENTON	03/20/1944	Active	30	0	1	-3.23%	32	16	0	Y			08/2025		
Exc Award (06/30/2017, 06/30/2023)																
11411	DERITA	02/28/1957	Cancelled(6*)	0	0	11	-100.00%	11	16	1	N	None		07/2017		
11445	DOBSON	03/05/1946	Active	22	0	0	0.00%	21		4	N	None		06/2019	90+ Days	
11447	ELKIN	10/31/1944	Active	4	0	0	0.00%	6		6	Y	2	N	08/2020		
11507	FAIR GROVE	12/07/1949	Active	16	0	0	0.00%	15		6	Y		R	10/2025		
Exc Award (06/30/2024)																
11509	HARRISBURG	04/23/1964	Active	24	3	0	14.29%	23		2	Y	3		04/2024		
11510	HASTY	05/20/1952	Active(1)	1	0	0	0.00%	1		17	N	None		09/2019		
11419	HICKORY GROVE	04/01/1958	Active	6	0	0	0.00%	6		12	Y	3		06/2025		
11463	KERNERSVILLE	09/22/1938	Active	41	1	0	2.50%	42		3	Y		N	06/2025		
11464	KING	06/15/1949	Active	13	1	0	8.33%	14		0	N	2		04/2024		
39145	LAKE NORMAN L C	12/08/1980	Active	18	0	0	0.00%	20		7	Y			08/2025		\$500.00
11517	LEXINGTON DOWNTOWN	01/31/1972	Active	20	0	1	-4.76%	22	3	0	Y			10/2025		
11518	LINWOOD	03/14/1951	Active	13	0	0	0.00%	12		9	Y	5	R	05/2025		\$1,000.00



# Club Health Assessment for District 31 I through October 2025

			Status		Membership					Reports					Finance		LCIF
Club Number	Club Name	Charter Date	Times in Status Quo in Past 2 Years	Current Member Count **	YTD Members Added	YTD Members Dropped	YTD Net Growth% ***	Member Count 1 Year Ago	Dropped Members Avg.Length of Service	Months Since Membership Update	Current Officers Reported ****	Current President Repeated Term	VP Reported *****	Last Date Reported Service (mm/yyyy)	Account Balance	YTD Donations	
Exc Award (06/30/2016, 06/30/2024)																	
33316	MINT HILL	02/07/1977	Active	16	0	0	0.00%	25		5	Y			03/2024	90+ Days		
11470	MOCKSVILLE	10/22/1954	Active	18	0	0	0.00%	18		5	Y	2	N	09/2025		\$2,500.00	
11376	MOORESVILLE	07/11/1939	Active	15	0	0	0.00%	17		4	Y		R	05/2024		\$400.00	
11471	MOUNT AIRY	06/07/1938	Active	10	0	0	0.00%	12		8	Y	10	R	01/2019			
11528	MT PLEASANT	09/05/1944	Active	48	1	3	-4.00%	49	42	1	Y		N	11/2024	90+ Days		
Exc Award (06/30/2023, 06/30/2024)																	
78750	NORTH CHARLOTTE	04/09/2004	Active	15	3	2	7.14%	14	7	1	Y	16	R	03/2024			
11496	NORTH DAVIDSON	03/15/1962	Active	15	0	0	0.00%	17		11	Y		N	10/2025	90+ Days		
Exc Award (06/30/2023)																	
11379	NORTH WILKESBORO	04/05/1938	Active	26	3	0	13.04%	29		3	Y		N	01/2023			
Exc Award (06/30/2016, 06/30/2018, 06/30/2019)																	
11536	ODELL	01/09/1957	Active	10	0	0	0.00%	10		18	N	None		06/2018			
11537	PILOT	11/06/1951	Active	25	0	1	-3.85%	26	22	3	Y		N	09/2023			
11475	PINNACLE	06/22/1971	Active	11	0	0	0.00%	11		5	Y	2		12/2017			
11540	ROCKWELL	09/20/1954	Active	21	2	0	10.53%	18		0	Y		N	10/2025			
Exc Award (06/30/2024)																	
11541	SALISBURY	09/11/1932	Active	33	1	0	3.13%	36		1	Y	2	N	10/2025		\$1,000.00	
11384	SOUTH IREDELL	11/07/1960	Active	7	0	0	0.00%	7		6	N		N	03/2024			
11385	SPARTA	10/17/1944	Active	20	1	0	5.26%	20		1	Y		N	01/2021	90+ Days	\$1,000.00	
Exc Award (06/30/2016)																	
11389	TAYLORSVILLE	10/10/1944	Active	8	0	0	0.00%	8		0	Y	8	R	06/2025	90+ Days		
Exc Award (06/30/2018)																	
11544	THOMASVILLE	10/03/1938	Active	64	1	0	1.59%	59		3	Y		N	10/2025	90+ Days		
Exc Award (06/30/2023, 06/30/2024)																	
11487	WALNUT COVE	10/15/1956	Active	16	0	0	0.00%	11		5	N	None		07/2025			
11392	WEST IREDELL	04/02/1957	Active	10	5	0	100.00%	5		0	Y	3		10/2025			
Exc Award (06/30/2018)																	
11393	WEST JEFFERSON	07/12/1949	Active	13	0	0	0.00%	15		7	N	None		07/2025			
11550	WEST LEXINGTON	02/01/1960	Active	9	0	0	0.00%	6		4	N		IP	02/2019			



Club Health Assessment for District 31 I through October 2025

			Status		Membership					Reports				Finance		LCIF			
Club Number	Club Name	Charter Date	Times in Status Quo in Past 2 Years	Current Member Count **	YTD Members Added	YTD Members Dropped	YTD Net Growth***	Member Count 1 Year Ago	Dropped Members Avg.Length of Service	Months Since Membership Update	Current Officers Reported ****	Current President Repeated Term	VP Reported *****	Last Date Reported Service (mm/yyyy)	Account Balance	YTD Donations			
11489	WINSTON SALEM KONNOAK HILLS Exc Award (06/30/2024)	03/23/1964	Active	20	0	0	0.00%	20		6	Y		N	12/2024					
11488	WINSTON SALEM TWIN CITY HOST	03/13/1922	Active	25	1	0	4.17%	28		3	Y	4	R	06/2025					
Current Total Clubs Count	YTD New Clubs Count	YTD Cancelled Clubs Count	YTD Net Club Gain	Current Total Members Count	YTD Add	YTD Drop	YTD Net Growth	YTD Net Growth %	Member Count 12 Months Ago	Average Member Count Per Club	% of Clubs with less than 20 members	% No Officer Report in 12 Months	% of Clubs with balance 90+ days	Number of Clubs in Status Quo	% Status Quo Clubs in Financial Suspension	Number of Cancelled Clubs	Average Cancelled Club Age	Members Lost Due to Cancellation	% of Clubs Cancelled for Non-Financial Reasons
44	0	1	-1	845	27	22	5	0.60%	868	19	59%	5%	16%	0	0%	1	69	11	100%

\* - P - Priority Club. Cancellation Reasons: 1-Objectives/conduct, 2-Non-active club, 5-Non-existing club, 6-Disbanding, 7-Merger, 8-Financial Suspension, 9-District/Multiple District Dues.  
\*\* Red denotes below 15 active members.  
\*\*\* Red denotes 20% + loss.  
\*\*\*\* Y - all 3 (President, Secretary, Treasurer) club officers reported, N - not all 3 reported.  
\*\*\*\*\* Abbreviation: N-New, IP-Immediate Past, R-Repeat.



## Club Health Assessment for District 31 O through October 2025

			Status	Membership					Reports				Finance	LCIF		
Club Number	Club Name	Charter Date	Times in Status Quo in Past 2 Years	Current Member Count **	YTD Members Added	YTD Members Dropped	YTD Net Growth% ***	Member Count 1 Year Ago	Dropped Members Avg.Length of Service	Months Since Membership Update	Current Officers Reported ****	Current President Repeated Term	VP Reported *****	Last Date Reported Service (mm/yyyy)	Account Balance	YTD Donations
Clubs less than two years old																
190639	Person County	10/08/2025	Newly Chartered	24	24	0	100.00%	0		0	Y			10/2025		
182193	Randleman Community	05/29/2025	Active	21	0	0	0.00%	0		4	Y	2		10/2025		
171743	Scotland County	05/20/2024	Active	20	5	0	33.33%	21		0	Y	3	R	10/2025		
Clubs more than two years old																
11553	ABERDEEN	06/28/1938	Active	25	2	0	8.70%	25		0	Y	3	R	09/2025	90+ Days	
Exc Award (06/30/2017, 06/30/2018, 06/30/2021, 06/30/2022, 06/30/2023, 06/30/2024)																
11437	ALAMANCE COMMUNITY	04/09/1957	Active	20	2	0	11.11%	16		1	Y		N	05/2025		
11493	ALBEMARLE	04/21/1922	Active	8	0	0	0.00%	8		4	Y	4		10/2024		
11438	ARCHDALE TRINITY	02/08/1950	Active	5	0	0	0.00%	5		18	Y			03/2025		
Exc Award (06/30/2023)																
11439	ASHEBORO	03/16/1944	Active	11	0	1	-8.33%	14	6	0	Y	5		10/2025		
11554	BISCOE	06/17/1938	Active	13	2	0	18.18%	14		4	Y	2		04/2025		
109396	BROADWAY	09/29/2010	Active	25	0	0	0.00%	24		10	Y		N	08/2024		
Exc Award (06/30/2023)																
11558	CANDOR	01/12/1944	Active	14	0	0	0.00%	14		18	Y			10/2025		
11613	CARRBORO	02/22/1945	Active	2	0	0	0.00%	3		10	Y	6		04/2025		
11442	COLERIDGE	05/22/1950	Active	16	2	0	14.29%	30		1	Y		N	05/2025		
Exc Award (06/30/2023)																
11619	CREEDMOOR	02/28/1945	Active	4	0	0	0.00%	5		5	Y	6		01/2025		
11620	DURHAM	07/26/1922	Active	51	1	1	0.00%	53	71	0	Y		N	10/2025		
Exc Award (06/30/2018, 06/30/2024)																
11465	EDEN	04/12/1938	Active	28	0	1	-3.45%	27	6	0	Y	2	N	05/2025		\$290.00
11567	ELLERBE	12/07/1945	Active	12	1	1	0.00%	12	13	0	Y			02/2025		
11448	FARMER	01/27/1969	Active	21	0	0	0.00%	20		4	Y	2	N	04/2025		
11627	GOLDSTON	01/24/1947	Active	12	0	0	0.00%	19		4	Y	8	R	10/2025		
Exc Award (06/30/2018, 06/30/2021)																




## Club Health Assessment for District 31 O through October 2025

			Status	Membership					Reports					Finance		LCIF
Club Number	Club Name	Charter Date	Times in Status Quo in Past 2 Years	Current Member Count **	YTD Members Added	YTD Members Dropped	YTD Net Growth% ***	Member Count 1 Year Ago	Dropped Members Avg.Length of Service	Months Since Membership Update	Current Officers Reported ****	Current President Repeated Term	VP Reported *****	Last Date Reported Service (mm/yyyy)	Account Balance	YTD Donations
11452	GRAYS CHAPEL	04/20/1957	Active	18	0	0	0.00%	22		4	Y	7	R	04/2025		
11526	GREATER MONROE	05/06/1955	Active	4	0	0	0.00%	6		0	Y	2	N	10/2025		\$80.00
	Exc Award (06/30/2023)															
11453	GREENSBORO	09/11/1922	Active	23	1	0	4.55%	31		1	Y		N	10/2025		\$2,000.00
	Exc Award (06/30/2017, 06/30/2018, 06/30/2021)															
11458	GREENSBORO HAMILTON LAKES	10/30/1956	Active	33	1	0	3.13%	33		1	Y	2	R	10/2025		\$50.00
	Exc Award (06/30/2022, 06/30/2023, 06/30/2024)															
137688	GUILFORD COUNTY WIDE CYBER	04/09/2019	Active	37	24	23	2.78%	46	0	0	Y		R	08/2025		\$80.00
	Exc Award (06/30/2021, 06/30/2022, 06/30/2023, 06/30/2024)															
11575	HAMLET	12/19/1944	Active	20	0	0	0.00%	20		8	Y			06/2025		
	Exc Award (06/30/2018)															
11459	HIGH POINT	11/05/1929	Active	24	4	1	14.29%	20	2	0	Y		N	10/2025		
11511	INDIAN TRAIL	05/14/1969	Active	9	0	1	-10.00%	9	8	0	Y	2	N	09/2025		
	Exc Award (06/30/2022)															
11485	JAMESTOWN	03/07/1957	Active	7	0	0	0.00%	7		4	Y	2	N	07/2025		
	Exc Award (06/30/2023)															
11462	JULIAN	02/09/1951	Active	24	0	1	-4.00%	23	15	2	Y			10/2025		
	Exc Award (06/30/2023, 06/30/2024)															
11466	LIBERTY	02/04/1947	Active	11	1	0	10.00%	12		0	Y		N	12/2024		
11467	MADISON	03/24/1938	Active	10	1	0	11.11%	8		4	Y	3	N	08/2025		
11468	MAYODAN	03/04/1948	Active	21	3	5	-8.70%	24	1	0	Y	2	R	09/2025		
	Exc Award (06/30/2024)															
11469	MC LEANSVILLE	07/29/1960	Active	30	0	0	0.00%	29		2	Y		N	10/2025		
	Exc Award (06/30/2017, 06/30/2019, 06/30/2022, 06/30/2023)															
11636	MONCURE	03/15/1950	Active	15	4	1	25.00%	12	0	0	Y	4		09/2025		\$333.26
143319	North Moore	11/02/2020	Active	17	0	0	0.00%	23		8	Y			05/2025		
	Exc Award (06/30/2023, 06/30/2024)															
11534	NORWOOD	06/08/1945	Active	17	2	0	13.33%	16		2	Y		N	03/2025		
53290	OAK RIDGE	06/19/1992	Active	28	0	1	-3.45%	28	4	0	Y	4		06/2025		



## Club Health Assessment for District 31 O through October 2025

			Status	Membership						Reports				Finance	LCIF	
Club Number	Club Name	Charter Date	Times in Status Quo in Past 2 Years	Current Member Count **	YTD Members Added	YTD Members Dropped	YTD Net Growth% ***	Member Count 1 Year Ago	Dropped Members Avg.Length of Service	Months Since Membership Update	Current Officers Reported ****	Current President Repeated Term	VP Reported *****	Last Date Reported Service (mm/yyyy)	Account Balance	YTD Donations
Exc Award (06/30/2023)																
11535	OAKBORO	02/25/1947	Active	13	0	1	-7.14%	13	12	3	Y	24		03/2025	90+ Days	\$400.00
11638	OXFORD	04/23/1941	Active	20	0	0	0.00%	19		11	Y	3		03/2025		
49293	PLEASANT GARDEN	03/13/1989	Active	17	2	1	6.25%	18	1	3	Y	2	R	10/2025		
Exc Award (06/30/2017, 06/30/2024)																
11479	REIDSVILLE	02/02/1945	Active	28	0	1	-3.45%	33	1	1	Y		N	07/2025		
Exc Award (06/30/2024)															90+ Days	
11592	ROCKINGHAM	02/14/1949	Active	11	0	0	0.00%	12		4	Y	4		08/2025		
11597	SANFORD	06/12/1935	Active	93	0	0	0.00%	89		1	Y		N	10/2025		
Exc Award (06/30/2023, 06/30/2024)																
11648	SILER CITY	04/06/1938	Active	36	4	1	9.09%	38	0	0	Y	3	N	08/2025		
Exc Award (06/30/2016, 06/30/2020, 06/30/2023, 06/30/2024)																\$100.00
11649	SOUTH CHATHAM L C	12/10/1973	Active	8	0	0	0.00%	8		4	Y		N	05/2025		
11602	TROY	03/04/1947	Active	22	1	0	4.76%	18		4	Y	9	R	07/2025		
Exc Award (06/30/2023)																
11527	UNIONVILLE	12/11/1970	Active	18	2	2	0.00%	15	10	0	Y		R	08/2025		
11603	VASS	02/16/1943	Active	37	4	11	-15.91%	39	13	0	Y	2	N	09/2025		\$1,000.00
Exc Award (06/30/2021, 06/30/2022, 06/30/2023)																
11547	WADESBORO	06/08/1949	Active	6	0	0	0.00%	7		5	Y	7	R	04/2025		
Exc Award (06/30/2018)																
45091	WAXHAW	06/27/1985	Active	26	4	2	8.33%	36	1	0	Y		N	10/2025		
Exc Award (06/30/2018, 06/30/2022, 06/30/2023, 06/30/2024)																
11519	WEST STANLY	03/18/1952	Active	12	0	2	-14.29%	16	20	0	Y	2		09/2024		\$140.00
11552	WINGATE	01/30/1947	Active	14	0	0	0.00%	14		14	Y		N	08/2025		
Exc Award (06/30/2017, 06/30/2018)																

Clubs Cancelled Previous Fiscal Year – Clubs Cancelled within last 12 months may be reinstated

Club Number	Club Name	Charter Date	Current Status*	Cancellation Date
11451	GIBSONVILLE	11/28/1956	Cancelled(6*)	05/29/2025
11606	WEST MONTGOMERY L C	02/22/1971	Cancelled(6*)	03/29/2025



## Club Health Assessment for District 31 O through October 2025

						Status		Membership					Reports				Finance		LCIF	
						Times in Status Quo in Past 2 Years	Current Member Count **	YTD Members Added	YTD Members Dropped	YTD Net Growth***	Member Count 1 Year Ago	Dropped Members Avg.Length of Service	Months Since Membership Update	Current Officers Reported ****	Current President Repeated Term	VP Reported *****	Last Date Reported Service (mm/yyyy)	Account Balance	YTD Donations	
Club Number	Club Name		Charter Date																	
Current Total Clubs Count	YTD New Clubs Count	YTD Cancelled Clubs Count	YTD Net Club Gain	Current Total Members Count	YTD Add	YTD Drop	YTD Net Growth %	Member Count 12 Months Ago	Average Member Count Per Club	% of Clubs with less than 20 members	% No Officer Report in 12 Months	% of Clubs with balance 90+ days	Number of Clubs in Status Quo	% Status Quo Clubs in Financial Suspension	Number of Cancelled Clubs	Average Cancelled Club Age	Members Lost Due to Cancellation	% of Clubs Cancelled for Non-Financial Reasons		
52	1	0	1	1,041	97	58	39	3.89%	1,054	20	52%	0%	6%	0	0%	0	0	0	0%	

\* - P - Priority Club. Cancellation Reasons: 1-Objectives/conduct, 2-Non-active club, 5-Non-existing club, 6-Disbanding, 7-Merger, 8-Financial Suspension, 9-District/Multiple District Dues.

\*\* Red denotes below 15 active members.

\*\*\* Red denotes 20% + loss.

\*\*\*\* Y - all 3 (President, Secretary, Treasurer) club officers reported, N - not all 3 reported.

\*\*\*\*\* Abbreviation: N-New, IP-Immediate Past, R-Repeat.



## Club Health Assessment for District 31 N through October 2025

			Status	Membership						Reports				Finance	LCIF	
Club Number	Club Name	Charter Date	Times in Status Quo in Past 2 Years	Current Member Count **	YTD Members Added	YTD Members Dropped	YTD Net Growth% ***	Member Count 1 Year Ago	Dropped Members Avg.Length of Service	Months Since Membership Update	Current Officers Reported ****	Current President Repeated Term	VP Reported *****	Last Date Reported Service (mm/yyyy)	Account Balance	YTD Donations
Clubs less than two years old																
157666	Liberty	05/23/2024	Active(1)	16	0	3	-15.79%	26	1	3	Y	3	N	10/2025		
Clubs more than two years old																
120887	Anderson Creek	12/06/2013	Active	40	0	4	-9.09%	38	7	1	N	None		08/2025		
107251	ANGIER	01/12/2010	Active(1)	11	0	0	0.00%	13		0	Y	4	R	09/2025		
11711	AURORA	09/08/1969	Active	11	0	0	0.00%	10		5	Y	15		10/2025		
11713	BATH	04/24/1950	Active	11	0	0	0.00%	11		15	Y		R	02/2024		
118956	BEAUFORT	03/18/2013	Active	63	3	6	-4.55%	57	3	0	Y			09/2025	90+ Days	
Exc Award (06/30/2017, 06/30/2023, 06/30/2024, 06/30/2025)																
11658	BENSON	06/11/1953	Active	37	0	0	0.00%	37		4	Y	7	R	04/2021		
11557	BUIES CREEK	01/18/1965	Active	8	0	0	0.00%	6		4	Y	5	R	12/2019		
11662	BURGAW	06/02/1964	Active	10	0	0	0.00%	13		0	N	None		05/2024		
11560	CLARKTON	08/17/1950	Active	15	0	0	0.00%	12		4	Y		R	12/2024		
11561	CLINTON	11/08/1935	Active	17	0	0	0.00%	17		17	Y		N	12/2022		
11562	COATS	02/18/1971	Active	18	0	0	0.00%	18		13	Y		N	09/2025		\$1,000.00
11565	DUNN	08/16/1933	Active	5	0	0	0.00%	5		7	Y	4		04/2019		
11566	DUNN MARY STEWART COMMUNITY	06/10/1971	Active	13	0	0	0.00%	10		0	Y			10/2022		
11568	ERWIN	06/01/1948	Active	16	1	0	6.67%	15		1	Y		N			
11665	FAISON	05/30/1939	Active(3)	6	0	0	0.00%	6		7	N	None		10/2017		
11666	FARMVILLE	11/30/1955	Active	8	0	0	0.00%	9		10	N	None		04/2025		
124506	Fayetteville Community	03/30/2015	Active(1)	12	0	0	0.00%	11		0	Y	2		01/2024		
Exc Award (06/30/2016)																
11573	FAYETTEVILLE MASSEY HILL	10/02/1958	Active	45	4	1	7.14%	46	51	0	Y		R	10/2025		\$200.00
11574	GODWIN	12/11/1951	Active	24	0	1	-4.00%	24	6	3	Y		N	09/2025		
Exc Award (06/30/2025)																
11669	GOLDSBORO DOWNTOWN	03/23/1966	Active	28	0	0	0.00%	32		5	Y		N	08/2025		
11667	GOLDSBORO HOST	02/23/1939	Active	11	0	0	0.00%	9		6	N	None		02/2023		



## Club Health Assessment for District 31 N through October 2025

			Status	Membership						Reports				Finance	LCIF	
Club Number	Club Name	Charter Date	Times in Status Quo in Past 2 Years	Current Member Count **	YTD Members Added	YTD Members Dropped	YTD Net Growth% ***	Member Count 1 Year Ago	Dropped Members Avg.Length of Service	Months Since Membership Update	Current Officers Reported ****	Current President Repeated Term	VP Reported *****	Last Date Reported Service (mm/yyyy)	Account Balance	YTD Donations
11671	GREENVILLE HOST	02/13/1939	Active	10	1	0	11.11%	9		1	Y	6	N	03/2025		
11673	GRIFTON	02/18/1952	Active	4	0	10	-71.43%	13	7	0	N	None		08/2025		
37675	HAMPSTEAD	11/26/1979	Active	8	0	0	0.00%	9		9	Y	2	N	06/2025		
11674	HANOVER	09/29/1964	Active	5	0	0	0.00%	5		9	N	None		08/2018		
11676	JACKSONVILLE HOST	03/08/1945	Active(1)	22	6	8	-8.33%	25	15	0	Y		R	02/2025		\$100.00
11678	JACKSONVILLE NEW RIVER	01/13/1966	Active	6	0	0	0.00%	7		22	N	None		12/2023		
125246	Jones County	06/22/2015	Active(1)	7	0	0	0.00%	6		7	Y	8	R	07/2025	90+ Days	
11679	KENANSVILLE	03/14/1945	Active	11	0	3	-21.43%	14	3	0	Y			05/2015	90+ Days	
11681	KINSTON	02/10/1939	Active	38	1	0	2.70%	34		3	Y		N	08/2025		\$600.00
Exc Award (06/30/2018, 06/30/2025)																
11578	LAKE WACCAMAW	01/06/1947	Active	11	0	0	0.00%	11		4	Y			04/2018		
11581	LILLINGTON	04/14/1971	Active	10	0	1	-9.09%	11	17	2	Y		N	09/2022		
11582	LUMBERTON	01/10/1945	Active	18	1	0	5.88%	20		0	Y			05/2025		
Exc Award (06/30/2018, 06/30/2024)																
11687	MOUNT OLIVE	03/29/1971	Active	13	0	0	0.00%	11		8	N	None				
11688	NEW BERN	03/27/1945	Active	19	0	0	0.00%	19		1	Y		R	08/2025		
Exc Award (06/30/2018)																
50797	NEW BERN TWIN RIVERS	06/29/1990	Active	10	0	0	0.00%	12		5	Y		IP	08/2024		
11689	OAK ISLAND L C	05/30/1973	Active	3	0	0	0.00%	9		3	Y	14		06/2025		
11585	PEMBROKE	12/08/1961	Active(1)	28	0	0	0.00%	28		4	N	None		04/2017	90+ Days	
11690	PIKEVILLE	03/26/1946	Active(2)	13	0	0	0.00%	12		5	Y		N	07/2019		
11691	PINE LEVEL	01/16/1950	Active	17	0	1	-5.56%	18	19	3	Y	2	R	10/2025		
Exc Award (06/30/2016, 06/30/2017)																
11692	PRINCETON	03/23/1942	Active	13	0	0	0.00%	13		16	Y	3		12/2016		
11595	SAINT PAULS	04/16/1951	Active	8	0	0	0.00%	8		6	Y	3	R	09/2025		
11695	SELMA	05/18/1945	Active(1)	16	0	1	-5.88%	17	2	0	N	2	R	08/2025	90+ Days	
11696	SHALLOTTE	01/10/1947	Active	22	0	2	-8.33%	25	22	1	Y	4	R	06/2025		\$1,500.00
11697	SMITHFIELD	06/16/1950	Active	13	0	1	-7.14%	15	46	2	Y		N	10/2025		
11670	SNOW HILL	09/14/1971	Active	3	0	0	0.00%	7		2	N	None		10/2021	90+ Days	



## Club Health Assessment for District 31 N through October 2025

INTERNATIONAL

			Status	Membership						Reports				Finance	LCIF	
Club Number	Club Name	Charter Date	Times in Status Quo in Past 2 Years	Current Member Count **	YTD Members Added	YTD Members Dropped	YTD Net Growth% ***	Member Count 1 Year Ago	Dropped Members Avg.Length of Service	Months Since Membership Update	Current Officers Reported ****	Current President Repeated Term	VP Reported *****	Last Date Reported Service (mm/yyyy)	Account Balance	YTD Donations
118955	SOUTHEASTERN NORTH CAROLINA EYECARE	03/19/2013	Active(1)	6	0	0	0.00%	6		14	N	None				
11699	SOUTHPORT	04/10/1945	Active	44	1	4	-6.38%	49	7	0	N		N	02/2021	90+ Days	
60843	WESTERN HARNETT	06/04/1998	Active	85	2	6	-4.49%	88	10	0	Y		N	10/2025	90+ Days	\$500.00
	Exc Award (06/30/2023)															
11705	WILMINGTON	05/15/1922	Active	37	2	2	0.00%	39	29	0	Y		N	10/2025		
	Exc Award (06/30/2017, 06/30/2018, 06/30/2024)															

Clubs Cancelled Previous Fiscal Year – Clubs Cancelled within last 12 months may be reinstated

Club Number	Club Name	Charter Date	Current Status*	Cancellation Date
78497	CALABASH	03/15/2004	Cancelled(6*)	06/29/2025
11594	ROWLAND	06/02/1939	Cancelled(8*)	12/30/2024

Current Total Clubs Count	YTD New Clubs Count	YTD Cancelled Clubs Count	YTD Net Club Gain	Current Total Members Count	YTD Add	YTD Drop	YTD Net Growth	YTD Net Growth %	Member Count 12 Months Ago	Average Member Count Per Club	% of Clubs with less than 20 members	% No Officer Report in 12 Months	% of Clubs with balance 90+ days	Number of Clubs in Status Quo	% Status Quo Clubs in Financial Suspension	Number of Cancelled Clubs	Average Cancelled Club Age	Members Lost Due to Cancellation	% of Clubs Cancelled for Non-Financial Reasons
51	0	0	0	925	22	54	-32	-3.34%	965	18	75%	6%	16%	0	0%	0	0	0	0%

\* - P - Priority Club. Cancellation Reasons: 1-Objectives/conduct, 2-Non-active club, 5-Non-existing club, 6-Disbanding, 7-Merger, 8-Financial Suspension, 9-District/Multiple District Dues.

\*\* Red denotes below 15 active members.

\*\*\* Red denotes 20% + loss.

\*\*\*\* Y - all 3 (President, Secretary, Treasurer) club officers reported, N - not all 3 reported.

\*\*\*\*\* Abbreviation: N-New, IP-Immediate Past, R-Repeat.




## Club Health Assessment for District 31 S through October 2025

			Status	Membership						Reports				Finance	LCIF	
Club Number	Club Name	Charter Date	Times in Status Quo in Past 2 Years	Current Member Count **	YTD Members Added	YTD Members Dropped	YTD Net Growth% ***	Member Count 1 Year Ago	Dropped Members Avg.Length of Service	Months Since Membership Update	Current Officers Reported ****	Current President Repeated Term	VP Reported *****	Last Date Reported Service (mm/yyyy)	Account Balance	YTD Donations
Clubs less than two years old																
190362	Eastern North Carolina	10/01/2025	Newly Chartered	25	25	0	100.00%	0		0	Y		N			
Clubs more than two years old																
11608	APEX	10/07/1937	Active	35	1	3	-5.41%	35	2	0	Y		N	10/2025		
Exc Award (06/30/2017, 06/30/2022)																
11614	CARY	09/04/1956	Active	13	0	0	0.00%	13		0	Y	2		06/2024		\$100.00
11717	COLUMBIA	08/25/1969	Active	10	0	0	0.00%	10		14	N	None		05/2023		
154939	East Wake Cyber	06/30/2023	Active	27	0	0	0.00%	27		5	Y		N	09/2025		
Exc Award (06/30/2024)																
11719	EDENTON	01/21/1937	Active	35	3	4	-2.78%	35	3	3	Y		N	10/2025	90+ Days	
31798	ELIZABETH CITY RIVER CITY	03/03/1976	Active	12	0	0	0.00%	12		17	N	None		05/2013	90+ Days	
31745	FIRST FLIGHT	02/20/1976	Active	19	1	1	0.00%	21	18	0	Y	4	R	05/2022		
Exc Award (06/30/2018)																
11624	FRANKLINTON	07/22/1938	Active	9	0	0	0.00%	11		4	N	7		06/2019		
11625	FUQUAY VARINA	01/24/1941	Active	25	0	0	0.00%	30		4	Y		N	06/2025		
11626	GARNER	03/03/1944	Active	26	1	0	4.00%	24		3	Y		N	08/2025		
31546	GATES COUNTY	01/12/1976	Active	11	0	1	-8.33%	13	6	2	Y	5	N	06/2025		
Exc Award (06/30/2024)																
11629	HENDERSON	09/16/1929	Active(1)	4	0	0	0.00%	7		10	Y	2		10/2025		
11724	HERTFORD	04/04/1939	Active	9	0	0	0.00%	9		51	N	None				
11725	JACKSON	04/17/1945	Active	8	0	0	0.00%	9		4	Y	5		04/2024		
11631	KNIGHTDALE	05/02/1961	Active(1)	5	0	0	0.00%	6		8	N	None			90+ Days	
41974	LAKE GASTON	11/22/1982	Active	68	2	3	-1.45%	75	6	1	Y		N	07/2025		
Exc Award (06/30/2016, 06/30/2023, 06/30/2024)																
11632	LITTLETON	12/10/1936	Active	26	0	0	0.00%	25		5	Y	2	N	07/2024		
11633	LOUISBURG	01/16/1942	Active	8	0	1	-11.11%	13	2	3	Y		N	10/2025		\$150.00
82964	LOWER CURRITUCK	06/30/2004	Active(2)	6	0	0	0.00%	6		28	N	None		01/2016	90+ Days	



## Club Health Assessment for District 31 S through October 2025

			Status	Membership						Reports				Finance		LCIF
Club Number	Club Name	Charter Date	Times in Status Quo in Past 2 Years	Current Member Count **	YTD Members Added	YTD Members Dropped	YTD Net Growth% ***	Member Count 1 Year Ago	Dropped Members Avg.Length of Service	Months Since Membership Update	Current Officers Reported ****	Current President Repeated Term	VP Reported *****	Last Date Reported Service (mm/yyyy)	Account Balance	YTD Donations
11727	MANTEO	01/30/1950	Active	15	2	0	15.38%	14		2	Y	4	N	10/2023		
40510	NAGS HEAD	11/17/1981	Active	1	0	0	0.00%	1		15	Y	7		02/2023		
11730	NASHVILLE	11/17/1938	Active	12	0	1	-7.69%	18	10	0	N			06/2019		
11639	PILOT L C	03/26/1973	Active	25	0	0	0.00%	28		4	Y		N	10/2025		
11642	RALEIGH DOWNTOWN	08/21/1972	Active	20	1	2	-4.76%	20	12	0	Y		N			
11643	RALEIGH HOST	05/12/1922	Active	38	0	5	-11.63%	43	19	0	Y		N	03/2025		
11635	RALEIGH NORTH RALEIGH	06/26/1953	Active	21	0	0	0.00%	24		1	Y	2	R	10/2025		\$100.00
Exc Award (06/30/2017, 06/30/2019, 06/30/2021)																
46636	RALEIGH SOUTHEAST	11/13/1986	Active(2)	14	0	0	0.00%	14		10	N	None		04/2019	90+ Days	
66303	ROCKY HOCK	06/25/2002	Active	18	2	2	0.00%	18	7	2	Y		N	10/2025		
11736	ROCKY MOUNT EVENING	03/24/1939	Active	7	0	0	0.00%	7		18	Y	8	R	10/2025		
11739	SCOTLAND NECK	04/27/1945	Active(3)	3	0	0	0.00%	3		14	N	None		11/2012	90+ Days	
11740	SEABOARD	10/24/1938	Active	33	0	4	-10.81%	34	5	0	Y			10/2025		
11743	TARBORO	11/26/1941	Active	10	0	0	0.00%	10		6	N			10/2025		
103392	WAKE FOREST	09/03/2008	Active	20	2	1	5.26%	19	22	1	Y	3	N	10/2025	90+ Days	\$50.00
Exc Award (06/30/2022, 06/30/2024)																
38043	WANCHESE	02/12/1980	Active	6	0	0	0.00%	11		7	N	None		06/2017		
11653	WARRENTON	01/27/1936	Active	17	0	0	0.00%	21		5	Y		IP	09/2025	90+ Days	\$150.00
11745	WEEKSVILLE	03/19/1951	Active	42	0	0	0.00%	42		4	Y		N	10/2025		
11654	WENDELL	02/09/1950	Active	31	3	0	10.71%	28		1	Y		N	09/2025		
Exc Award (06/30/2024)																
11747	WHITAKERS	08/05/1947	Active	9	0	1	-10.00%	10	7	2	Y		N	08/2019		
33666	WHITE LEVEL L C	04/21/1977	Active	3	0	0	0.00%	3		14	N	None		02/2019	90+ Days	
11748	WILLIAMSTON	03/11/1937	Active(1)	16	0	0	0.00%	16		20	Y	2	R	08/2017		
11749	WILSON	09/22/1922	Active	27	1	1	0.00%	27	5	1	Y		N	09/2025		
Exc Award (06/30/2024)																
11750	WILSON LUNCHEON	02/16/1972	Active	13	0	0	0.00%	13		14	N	None		04/2023	90+ Days	
11656	ZEBULON	10/31/1949	Active	29	5	0	20.83%	26		0	Y		N	10/2025		
Exc Award (06/30/2017, 06/30/2024)																



## Club Health Assessment for District 31 S through October 2025

INTERNATIONAL

			Status	Membership					Reports					Finance	LCIF	
Club Number	Club Name	Charter Date	Times in Status Quo in Past 2 Years	Current Member Count **	YTD Members Added	YTD Members Dropped	YTD Net Growth% ***	Member Count 1 Year Ago	Dropped Members Avg.Length of Service	Months Since Membership Update	Current Officers Reported ****	Current President Repeated Term	VP Reported *****	Last Date Reported Service (mm/yyyy)	Account Balance	YTD Donations

Clubs Cancelled Previous Fiscal Year – Clubs Cancelled within last 12 months may be reinstated

Club Number	Club Name	Charter Date	Current Status*	Cancellation Date
146343	Bunn CERT	05/28/2021	Cancelled(8*)	12/30/2024
117333	LUCAMA	06/29/2012	Cancelled(8*)	07/29/2024
11738	SARATOGA	09/09/1949	Cancelled(6*)	06/29/2025

Current Total Clubs Count	YTD New Clubs Count	YTD Cancelled Clubs Count	YTD Net Club Gain	Current Total Members Count	YTD Add	YTD Drop	YTD Net Growth	YTD Net Growth %	Member Count 12 Months Ago	Average Member Count Per Club	% of Clubs with less than 20 members	% No Officer Report in 12 Months	% of Clubs with balance 90+ days	Number of Clubs in Status Quo	% Status Quo Clubs in Financial Suspension	Number of Cancelled Clubs	Average Cancelled Club Age	Members Lost Due to Cancellation	% of Clubs Cancelled for Non-Financial Reasons
44	1	0	1	811	49	30	19	2.40%	831	18	59%	20%	23%	0	0%	0	0	0	0%

\* - P - Priority Club. Cancellation Reasons: 1-Objectives/conduct, 2-Non-active club, 5-Non-existing club, 6-Disbanding, 7-Merger, 8-Financial Suspension, 9-District/Multiple District Dues.

\*\* Red denotes below 15 active members.

\*\*\* Red denotes 20% + loss.

\*\*\*\* Y - all 3 (President, Secretary, Treasurer) club officers reported, N - not all 3 reported.

\*\*\*\*\* Abbreviation: N-New, IP-Immediate Past, R-Repeat.